

## STAGE 1 Bay 1: Concert at the Bataclan2

**RULES: IDPA concealment garment required.**

**Orig. Designer: WSSC-PAS-JTW**

**SCENARIO:** You are attending a concert of the Eagles of Death Metal at the Bataclan2 recently opened in Evansville when three ISIS terrorists with assault weapons start firing into the crowd and screaming Allahu Akbar. You are the “Good Guy with a Gun” Take Action!

**STAGE PROCEDURE:** Start at P1 hands at your sides, weapon loaded to division capacity and holstered. At the audible take cover behind the column and engage all targets with two shots each then move to subsequent locations and repeat this process. Use Low cover from P4

**SCORING:** Vickers Count.

**Muzzle Limits:** Red stakes

**ROUND COUNT:** 18

**TARGET DISTANCE IN YARDS:** 12

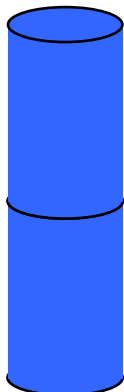
**SCORED HITS:** Best six shot on paper.

**RELOADS:** Any IDPA reloads.


**START-STOP:** Audible & Last shot.

**SPECIAL NOTES:**

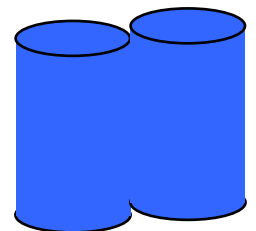
**SAFETY ISSUES:** Insure muzzle points downrange during movement



P2



P3



P4

P1

## STAGE 1 Bay 2: Long Standard

**RULES:** IDPA concealment garment  
**Optional.**

**Orig. Designer:** WSSC-PAS-JTW

**SCENARIO:** Standard

**STAGE PROCEDURE:** Starting at P1 loaded to division capacity and holstered. at the audible engage targets T1-2 or 3-4 with two rounds each from either side of cover. Switch to the other side of cover and engage the other two targets. Move to P2 and engage T5-6 with two rounds each from a knee(s), transition to other side and engage T5-6 with two rounds each. The top barrel is there only to keep the shooter from shooting over the barrel.

**SCORING:** Limited Vickers.

**Muzzle Limits:** Red stakes

**ROUND COUNT:** 16

**TARGET DISTANCE IN YARDS:** 20-8

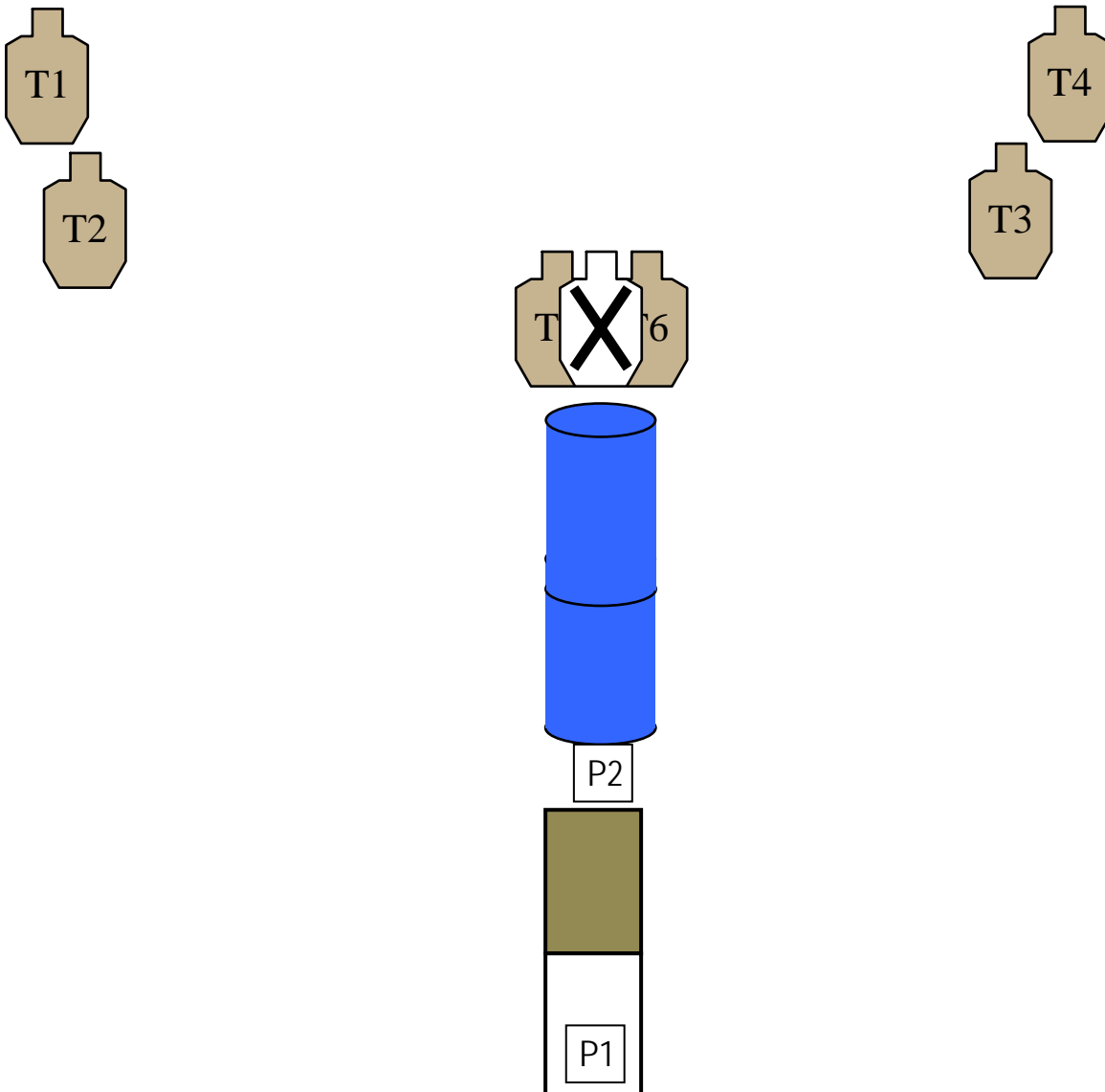
**SCORED HITS:** Best two shots T1-4, four shots each T5-6

**RELOADS:** Any IDPA reloads.

**START-STOP:** Audible & Last shot.

**SPECIAL NOTES:**

**SAFETY ISSUES:** Insure shooter doesn't sweep the lower body at P2 when transitioning.



# STAGE 3 Bay 2 Restaurant Rumble

**Orig. Designer:** WSSC-PAS- JTW

**SCENARIO:** You are at a restaurant in Waco Texas when two rival biker gangs take hostages and start shooting at each other using your family as shields. Take action!

**STAGE PROCEDURE:** Standing at P1 Weapon loaded to division capacity and holstered. At the audible use cover and engage targets as they become visible from either or both sides of the tree. Engage all paper with two shots, steel till down.

**Concealment:** Yes

**TARGET DISTANCE:** 4-10 yds.

**SCORING:** Vickers

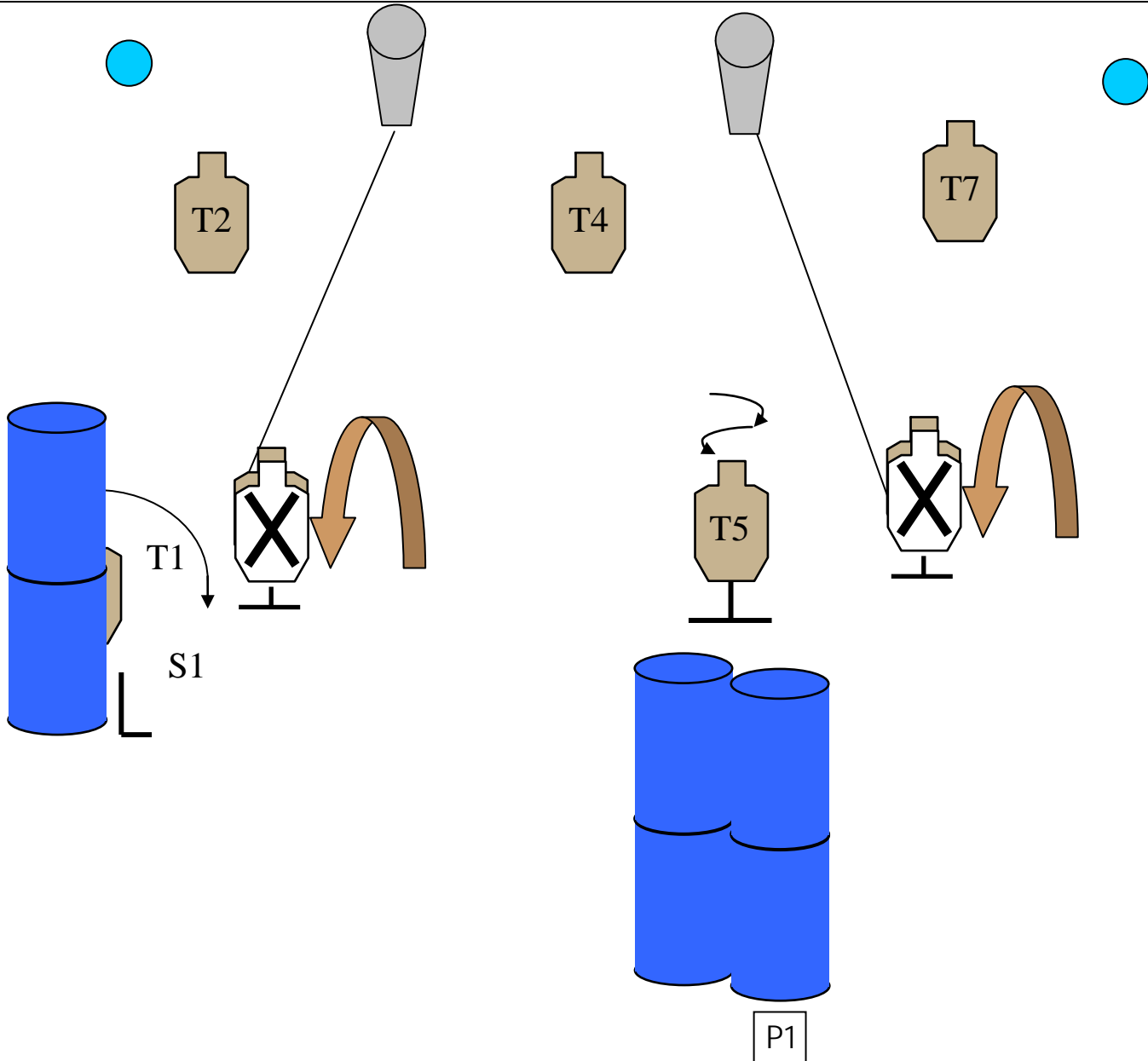
**ROUND COUNT:** 18 rounds

**SCORED HITS:** 2 shots on paper steel till down.

**Muzzle Limits:** Red stakes

**START-STOP:** Audible & Last shot

**SPECIAL NOTES: SAFETY ISSUES:**



## STAGE 4 Bay 3 Mozambique Madness Standard

**Orig. Designer:** WSSC-PAS-JTW

**SCENARIO:** Standard---Mozambique madness

**STAGE PROCEDURE:** Standing at P1 facing downrange. Weapon loaded to division capacity and holstered. Revolvers reload normal. At the audible start signal draw and engage T1-T2-T3-T1-T2-T3 in Mozambique fashion two shots to the body one to the head on first two targets. Perform a tactical reload or reload with retention and engage two more targets. Perform another Tactical reload and engage last two targets for a total of 18 rounds.

**Concealment:** Yes

**ROUND COUNT:** 18 rounds

**SCORING:** Limited Vickers

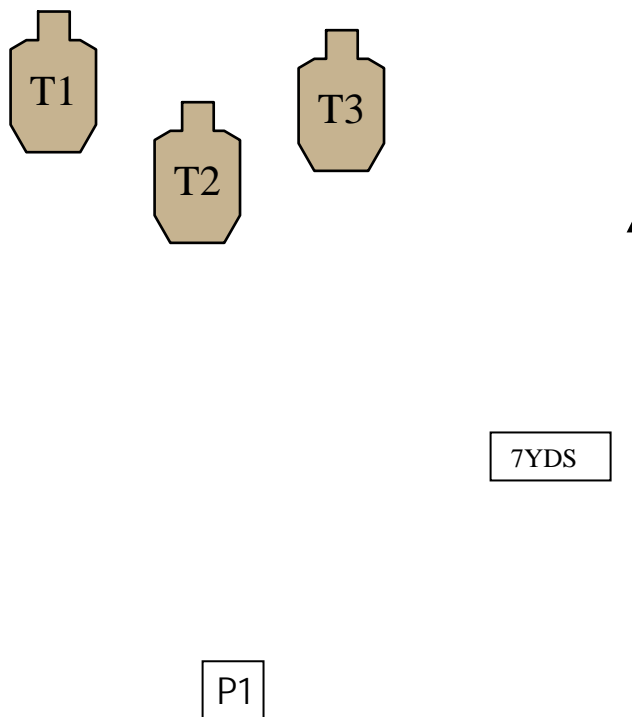
**TARGET DISTANCE:** 7 yds.

**SCORED HITS:** 4 shots on each body T1-T3 and 2 headshots each on T1-T3.

**SPECIAL NOTES:** Targets Directly abreast placed at heights of 3, 5, and, 4 feet in height. Spaced 4-6 feet apart.

**SAFETY ISSUES:** Muzzle remains pointed downrange during reload

**Muzzle Limits:** Red stakes



## STAGE 5 Bay 3: ISIS Sleeper Cell Crashes the Christmas Party

**RULES:** IDPA concealment garment  
**Optional.**

**Orig. Designer:** WSSC-PAS-JTW

**SCENARIO:** Tis the season for holiday parties until uninvited guests arrive. They have you and co-workers at bay and are ready to execute you. **Are you going to be a victim or survivor?**

**STAGE PROCEDURE:** Loaded to division capacity and holstered fingers interlaced behind your head and facing up-range. At the audible turn, draw and engage T1-2 close retention tactical sequence. Approach the entrance, take cover, rescue your family and co-workers using cover. Advance down the entrance hallway clearing it, the room, and foyer to escape to safety.

**SCORING:** Vickers Count.

**Muzzle Limits:** Red stakes

**ROUND COUNT:** 16

**TARGET DISTANCE IN YARDS:** 1-15

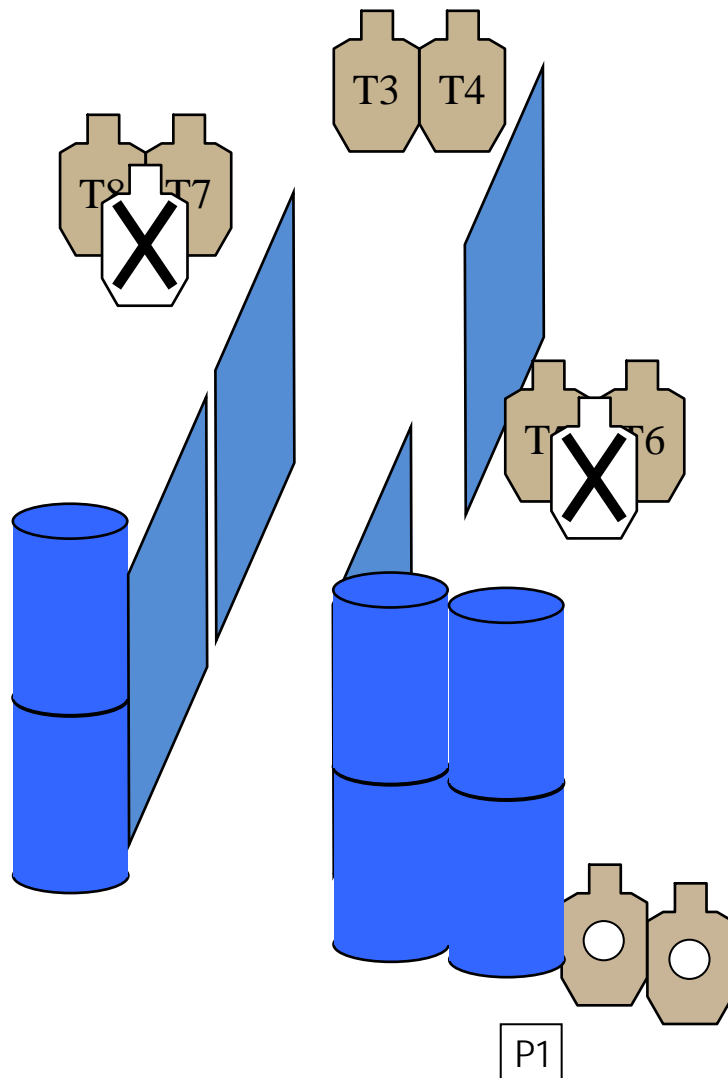
**SCORED HITS:** Best two shots paper

**RELOADS:** Any IDPA reloads.

**START-STOP:** Audible & Last shot.

**SPECIAL NOTES:**

**SAFETY ISSUES:**



## STAGE 6 Bay 4: Planned Parenthood Debacle

**RULES:** IDPA concealment garment required.

**Orig. Designer:** WSSC-PAS-JTW

**SCENARIO:** You are taking a walk near the Planned Parenthood office when you are shot at by unknown assailants. They have hostages and are hiding behind them. After you neutralize them, Their buddies produce weapons and aim them at you from the building's pillars and stonework.

**STAGE PROCEDURE:** Hands at your sides weapon loaded to division capacity and holstered. Engage targets as you see them engage S1 to activate the movers. Engage all targets from one side of the barrel with two shots on paper. Transition to P2 and engage all paper targets from the other side while keeping the muzzle downrange.

**SCORING:** Vickers Count.

**Muzzle Limits:** Red stakes

**ROUND COUNT:** 17

**TARGET DISTANCE IN YARDS:** 12-8

**SCORED HITS:** Best four shots on paper and all steel down.

**RELOADS:** Any IDPA reloads.

**START-STOP:** Audible & Last shot.

**SPECIAL NOTES:**

**SAFETY ISSUES:**

