

I Shouldve listened to the wife Stage 1 Bay 1

RULES: IDPA Rules

COURSE DESIGNER: Doug Klueh

START POSITION:

Facing downrange with hands at your side, firearm holstered and loaded to division capacity.

SCENARIO:

You are driving home from the IDPA shoot and your hungry, against your wifes advice, you stop for a bite to eat at a local dive, upon walking thru the door, you notice that you walked right into a robbery in progress with hostages. Four thugs quickly approach you to include you as their third hostage, TAKE ACTION..!!

PROCEDURE:

On the signal, engage T1-T4 in tactical priority, close retention, with two rounds each, then engage T5 & T8 also with two shots per target.

SCORING: Limited

ROUND COUNT: 16

TARGETS: 08

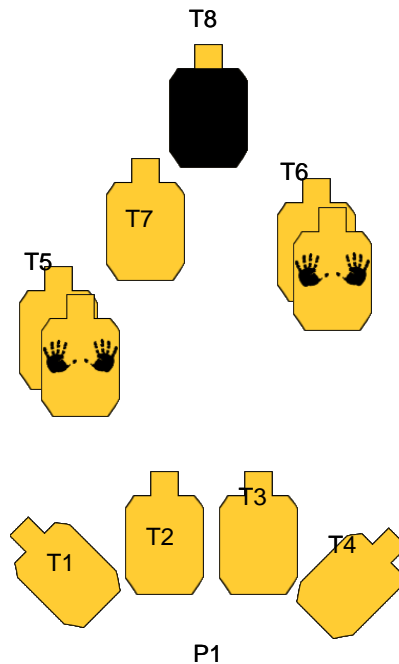
DISTANCE: Farthest target = approx 15Yrds T1-T4 = 1 Yrd

SCORED HITS:

PENALTIES:

CONCEALMENT: Yes

NOTES:



STAGE 2 Bay 1: Active shooters at work

RULES: IDPA concealment garment
Optional.

Orig. Designer: WSSC-PAS-JTW

SCENARIO: You are at work when armed attackers descend on your office. **Are you going to be a victim or survivor?**

STAGE PROCEDURE: Loaded to division capacity and holstered. At the audible draw and seek out armed threats and neutralize them. Approach the doorway, take cover, rescue your co-workers using cover. Advance through the rooms to escape to safety.

SCORING: Vickers Count.

Muzzle Limits: Red stakes

ROUND COUNT: 17

TARGET DISTANCE IN YARDS: 1-15

SCORED HITS: Best two shots paper

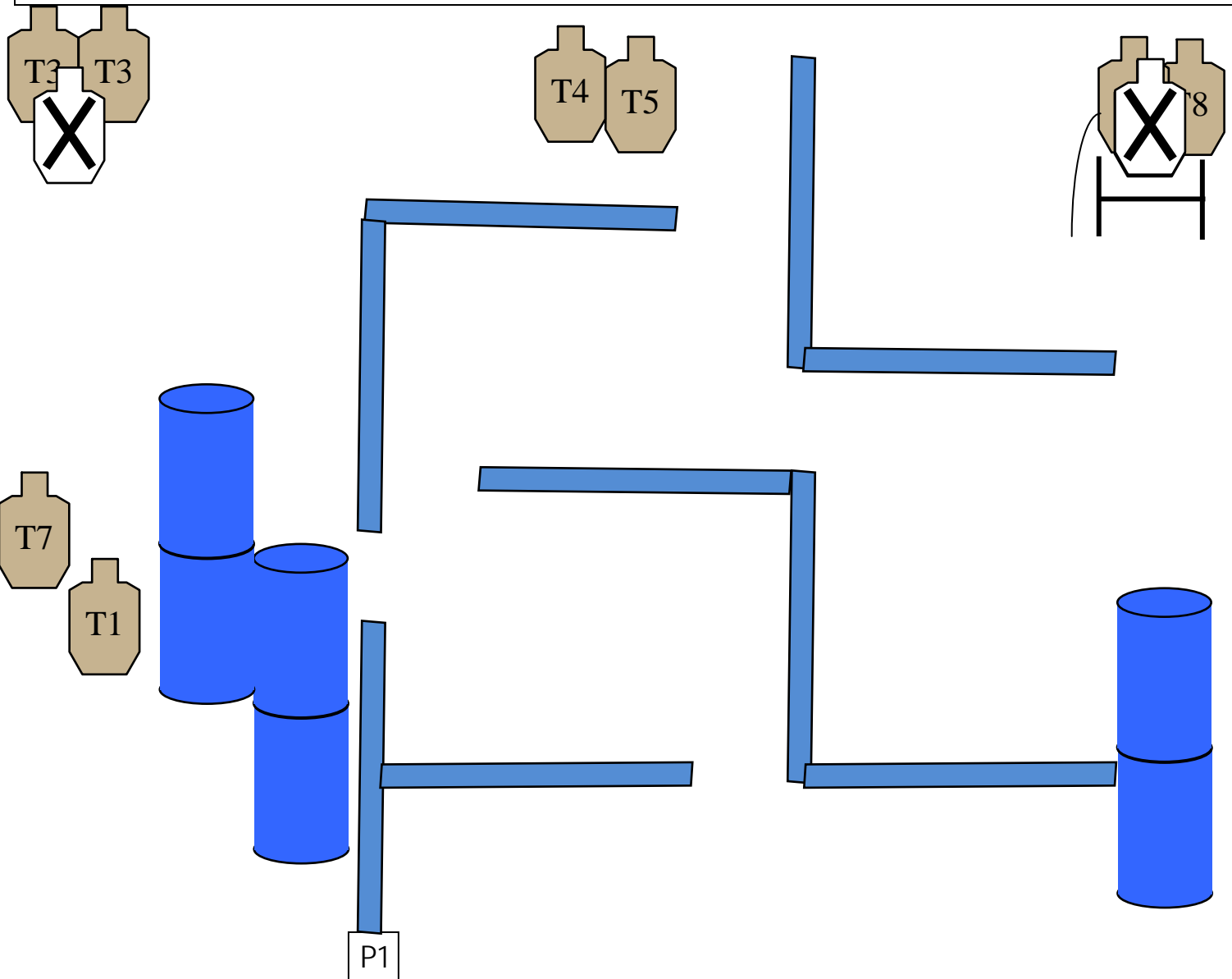
RELOADS: Any IDPA reloads.

START-STOP: Audible & Last shot.

SPECIAL NOTES:

SAFETY ISSUES:

S1



Dinner and a self defense shooting Stage 3 Bay 2

RULES: IDPA Rules

COURSE DESIGNER: Doug Klueh

START POSITION:

STRING 1: Starting at the seated position, firearm on the table loaded with one in the chamber, hands on the table. Chair may be pushed back far enough to allow safe passage to P2. STRING 2: Standing at P2, weak hand only at the low and ready loaded to division capacity, or at least 6 rnds.

SCENARIO:

STRING 1: You are at you birthday party dinner and a group from the local Crispy Creme sees that you purchased Donut Bank cupcakes and decide to teach you a lesson and make it look like you overdosed on frosting and they also took your buddy as a hostage. TAKE ACTION!!
 STRING 2: After the action dies down, the thugs did not, you have been wounded on your strong hand and have to finish them off weak hand only.. FINISH THEM...!!!

PROCEDURE:

STRING 1: Starting at the seated position, firearm on the table loaded with one in the chamber, stand up engage T1-T2 with two rounds each, using cover move to P2, shoot steel til down then engage T3-T6 with two rounds each slicing the pie.
 STRING 2: Standing at P2, gun loaded to division capacity or at least 6 rnds, starting at the low and ready, weak hand only engage T3-T5 with two rounds each. IGNORE T6 ON THIS STRING.
 S.O. be sure shooters are aware of their feet when moving from behind the table, (trip hazard).

SCORING: Unlimited

ROUND COUNT: 18

TARGETS: 06

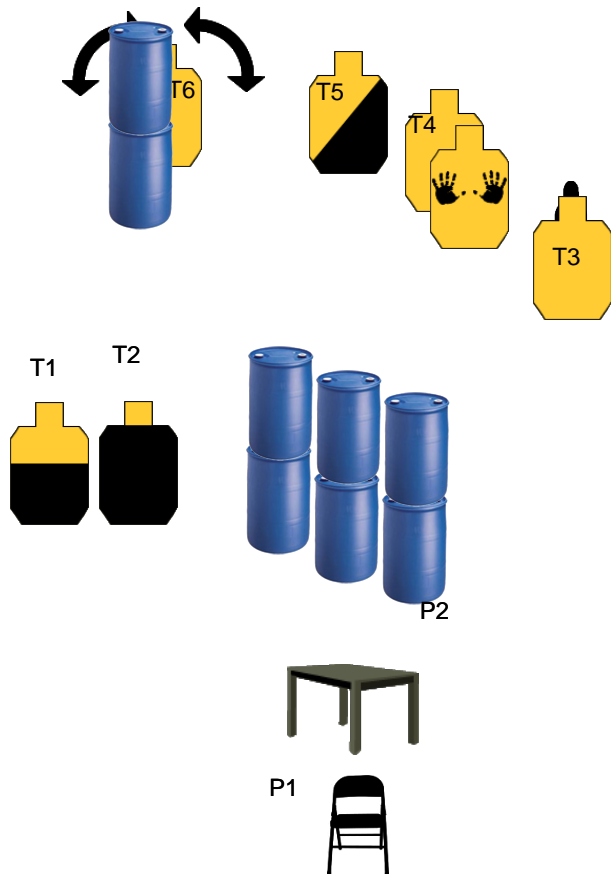
DISTANCE: From P1 T1-T2 = 7 Yrds From P2 T3-T6 = 10-15 Yrds

SCORED HITS:

PENALTIES:

CONCEALMENT: No

NOTES:



S W Indoor Nationals - Standards Stage - Stage 4 Bay 3

RULES: IDPA Rules

COURSE DESIGNER: Doug Klueh

START POSITION:

Start at P1, gun holstered and loaded to division capacity, hands at sides.

SCENARIO:

PROCEDURE:

At the buzzer, engage T1-T4 with one round each to the body, strong hand only on the move to P2, at P2 perform a reload and engage T1-T4 with one round to the body weak hand only, on the move to P3. At P3, perform a reload and engage T1-T4 with one round each to the body free style, on the move to P4. At P4, perform a reload and engage T1-T4 with one round each to the head free style.

NOTE: All reloads must be performed flat-footed behind the barrels at P2, P3 and P4. One of your reloads must be performed at either P2 or P3 must be with retention and that magazine must be retained and re-used at P4.

SCORING: Limited

ROUND COUNT: 16

TARGETS: 04

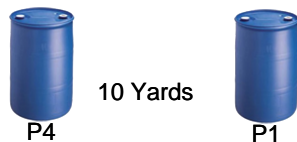
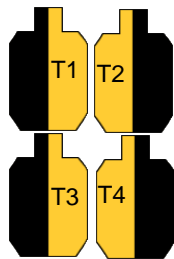
DISTANCE: 5-10 Yards

SCORED HITS:

PENALTIES:

CONCEALMENT: Yes

NOTES:



Roll the Dice Stage 5 Bay 5

RULES: IDPA Rules

COURSE DESIGNER: Doug Klueh

START POSITION:

Facing down range with hands at your side, firearm inside the box on the table with mags or speedloader on the table outside of the box.

SCENARIO:

You are at the counter of your local chicken place, when the brother of the waitress is chased into the restaurant, immediately behind him are six armed members of a gang getting ready to unload hell on him. Since they are all around him, the waitress tells you which one is her brother so you do not shoot him. TAKE ACTION...!!

PROCEDURE:

On the table is a box. Pre-set up: The firearm will be placed in the box at shooter's discretion, ie; at slide lock or cylinder open. There will be a cup with a die in it, the S.O. shakes the cup and turns the cup over and looks at the number on the die, and replaces the cup over the die. The shooter does not see the die. Once the start signal is given, the shooter lifts the cup to see what number is on the die (1-6), THAT NUMBER IS THE TARGET THAT THEY DO NOT SHOOT.. Targets numbers are set up from left to right 1-7, no numbers will be painted on the target. Shooter can engage from either side.

On the start signal, shooter lifts the cup, sees what number is on the die, retrieves their firearm, loads and engages all targets with two rounds each, except the one target that the die revealed.

S.O. will not know which target the shooter was supposed to be intentionally skipped until after the string is completed. So no penalties on targets that were supposed to be skipped will be levied until after the string.

SCORING: Unlimited

ROUND COUNT: 12

TARGETS: 07

DISTANCE: All targets at 10 yds

SCORED HITS:

PENALTIES:

CONCEALMENT: Yes

NOTES:



P1

Saving Private Owen Stage 6 Bay 4

RULES: IDPA Rules	COURSE DESIGNER: Doug Klueh
START POSITION: Facing down range, hand at your side, firearm holstered loaded to division capacity.	
SCENARIO: You and a buddy have been slaving at a target party and went for a drink, all at once all hell breaks loose and in multiple areas, multiple hostiles take hostages and injures Owen, a patron, and he's pinned down. You are the only one that can help. Excercise your 2nd Amendment and save Owen..	
PROCEDURE: From P1, on the start signal, draw and engage T1-T2 ON THE MOVE with two rounds each, get to Owen, engage T3-T4 with 2 shots each. Grab and drag Owen to safety at P3, then slicing the pie, engage T5-T7 with two shots each. Reload as necessary.	
SCORING: Unlimited	
ROUND COUNT: 15	
TARGETS: 07	
DISTANCE: T1 = 12 Yrds from P1 T4 = 20 Yrds	
SCORED HITS:	
PENALTIES:	
CONCEALMENT: Yes	
NOTES:	

